



UNITED NATIONS  
INDUSTRIAL DEVELOPMENT ORGANIZATION



**GEIPP**  
GLOBAL ECO-INDUSTRIAL PARKS PROGRAMME



Schweizerische Eidgenossenschaft  
Confédération suisse  
Confederazione Svizzera  
Confederaziun svizra

Swiss Confederation

Federal Department of Economic Affairs,  
Education and Research EAER  
State Secretariat for Economic Affairs SECO



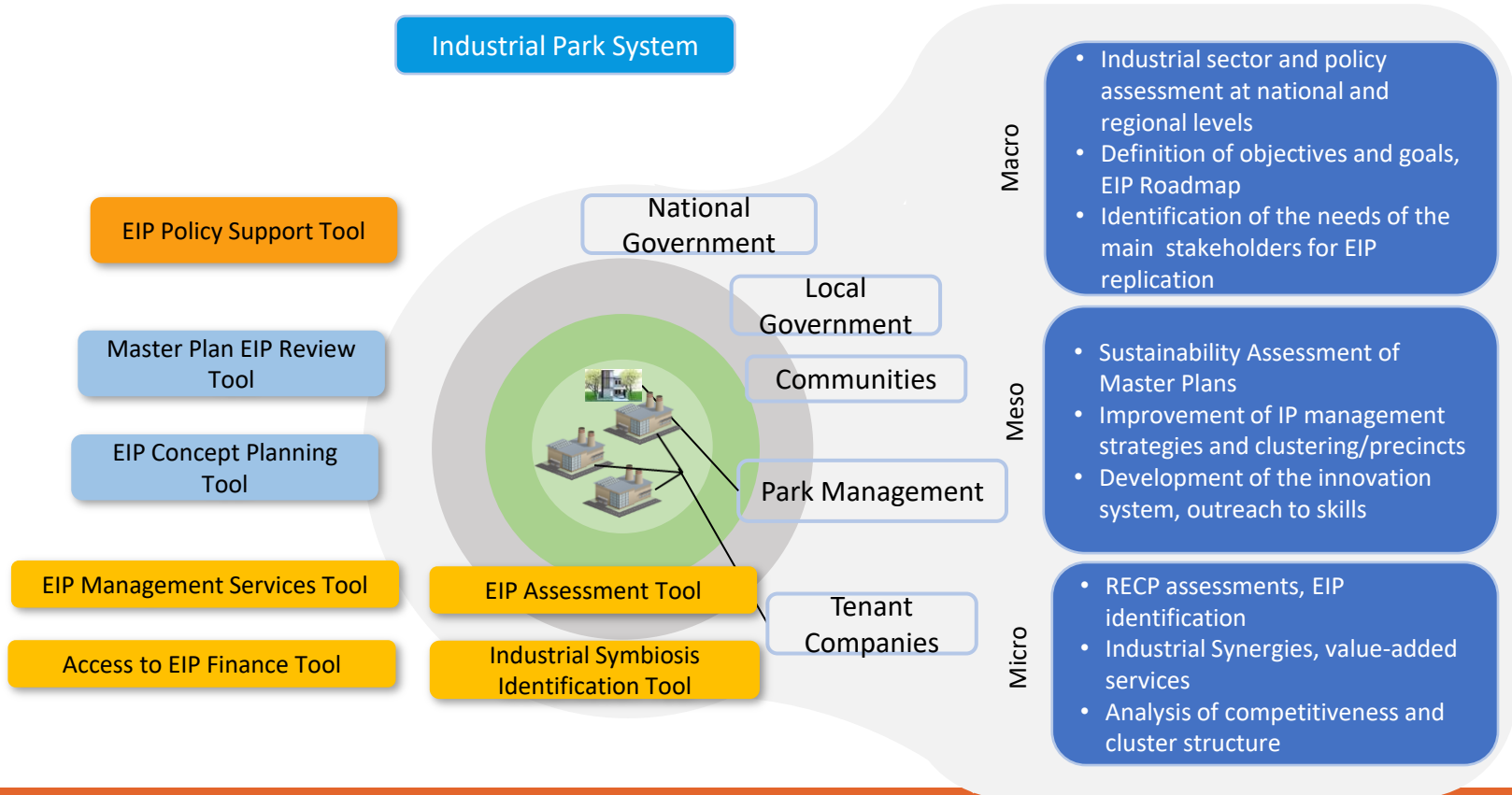
## Advances in EIP implementation at GEIPP priority industrial parks

Klaus Tyrkko, CTA, GEIPP



# EIP Implementation

## Industrial Park System





# What has been achieved in GEIPP I

1. Awareness Raising for EIP and Capacity Building to implement EIP
2. EIP Opportunity identification and EIP Opportunity implementation
3. EIP benefits and savings
4. Transformation of the priority parks to EIP compliance

# Awareness raising and Capacity building

## Capacity building and enterprise interaction

Number of SME-staff trained (tenant companies)	3 469
Number of industrial park management-staff trained	2 283
Number of involved staff from relevant governmental agencies	2 416
Number of trained service providers	1 719



32% of the GEIPP I trainees are female



326 of awareness raising sessions and training events during GEIPP I



# EIP Opportunity identification and EIP Opportunity implementation

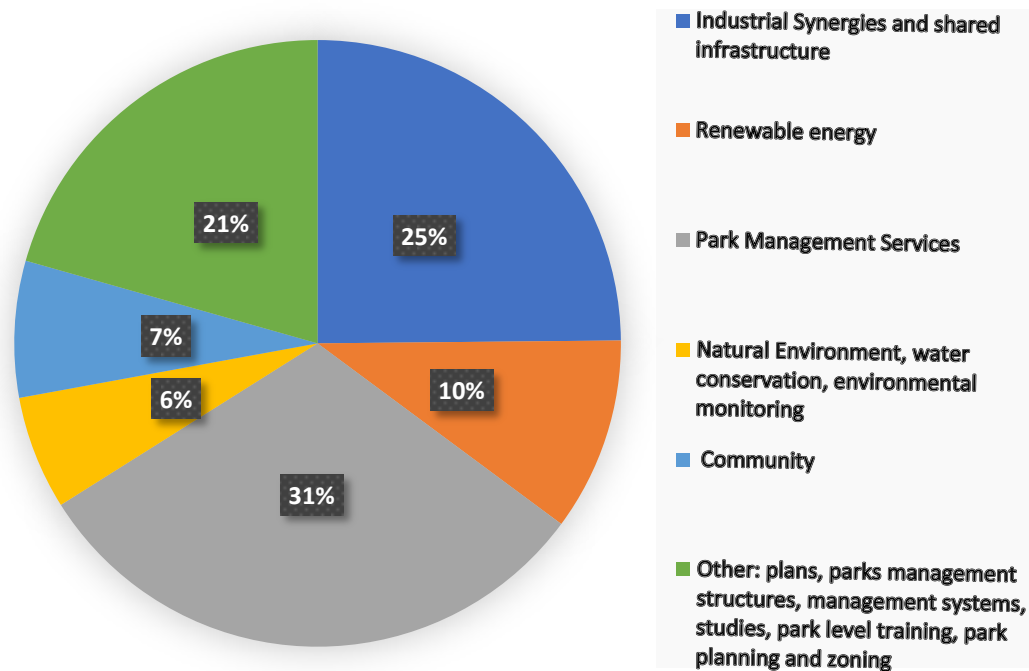
Number of all initiatives identified: **1296**

Multi-company/park level initiatives: **279**

Multi-company/park level initiatives under implementation: **165**








## Multi company/ park-level EIP initiatives with concrete action



# Benefits and savings



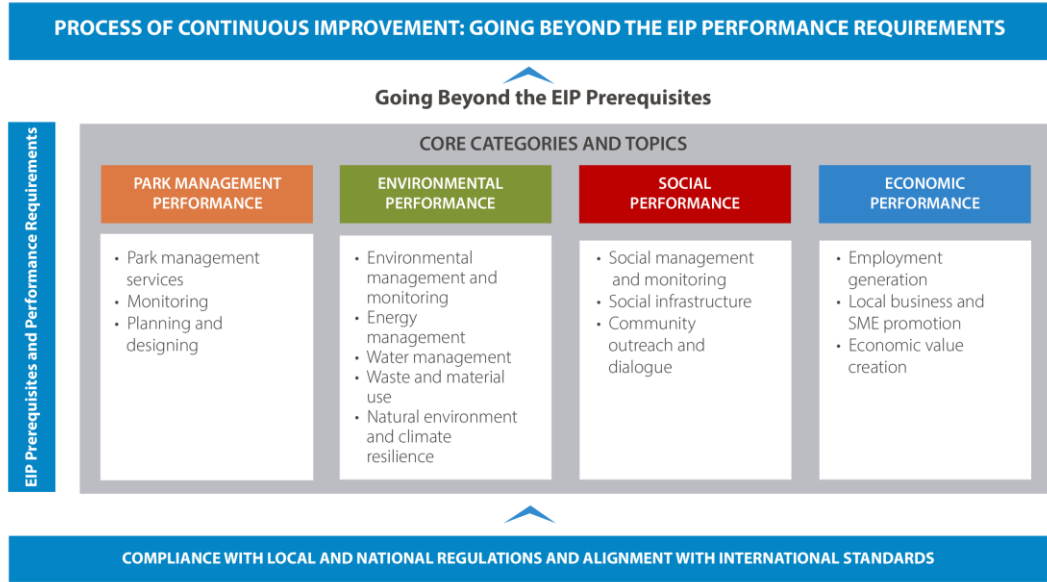

## Environmental Savings

	Energy efficiency: kilowatt hours saved	57 997 581
	Renewable Energy: additionally produced in kilowatt hours	6 925 982
	Water efficiency: cubic meters water saved	2 142 363
	Waste reuse and recycling: metric ton material saved	17 705
	Climate change benefits tCO <sub>2</sub> Eq. / year	123 439

5,180	Homes yearly energy use
955	Homes electricity per year
10,000	Peoples annual consumption
65,576	Persons annual generation
27,469	Petrol cars driven for one year



# The International Framework for Eco-Industrial Parks



Overall  
baseline  
49%


INTERNATIONAL EIP FRAMEWORK	Level of current compliance	Level of current compliance - Analysis of "Yes" ratings - Average per topic Formula = Counts "Yes" / (Total number of responses - Counts "Not applicable")						
Topic	All country responses	COLOMBIA	EGYPT	INDONESIA	PERU	SOUTH AFRICA	UKRAINE	VIET NAM
		5 parks	3 parks	11 parks	6 parks	11 parks	4 parks	8 parks
<b>PARK MANAGEMENT</b>								
(Basic) park management services	75 %	100 %	75 %	91 %	50 %	61 %	56 %	88 %
Monitoring and risk management	31 %	30 %	25 %	48 %	0 %	36 %	0 %	59 %
Planning and zoning	59 %	100 %	100 %	100 %	50 %	36 %	0 %	88 %
<b>ENVIRONMENT</b>								
Management and monitoring	30 %	60 %	33 %	50 %	33 %	14 %	0 %	25 %
Energy	28 %	33 %	22 %	20 %	36 %	27 %	21 %	46 %
Water	42 %	60 %	17 %	47 %	63 %	25 %	44 %	56 %
Waste and material use	32 %	47 %	0 %	65 %	22 %	24 %	58 %	38 %
Climate change and the natural environment	38 %	52 %	40 %	45 %	30 %	40 %	25 %	43 %
<b>SOCIAL</b>								
Social management systems	54 %	77 %	39 %	88 %	25 %	65 %	33 %	40 %
Social infrastructure	50 %	58 %	57 %	73 %	30 %	38 %	45 %	43 %
Local community outreach	28 %	40 %	0 %	68 %	0 %	14 %	38 %	13 %
<b>ECONOMIC</b>								
Employment generation	87 %	100 %	100 %	86 %	100 %	85 %	75 %	67 %
Local business & SME promotion	58 %	73 %	44 %	45 %	33 %	67 %	100 %	38 %
Economic value creation	69 %	60 %	78 %	59 %	50 %	85 %	67 %	71 %



Good progress, about 25 % on the EIP indicators, has been made by the priority parks in GEIPP Phase I

- Good progress in all categories, Economic indicators practically as aspirational (Intended Performance)
- More work is needed in other categories, particularly environmental performance

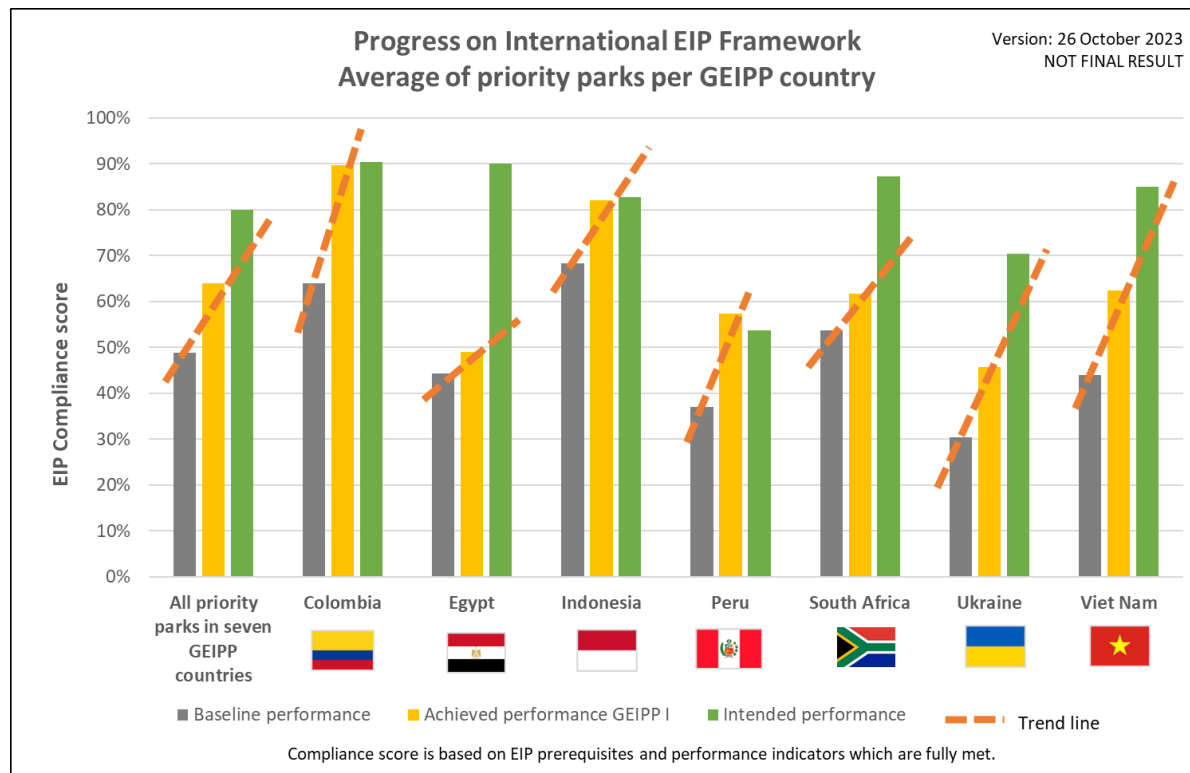
Figure also shows the important learning that transition to EIPs take time, well beyond GEIPP I, for parks to meet their intended performance levels and further to full compliance to all the EIP benchmarks



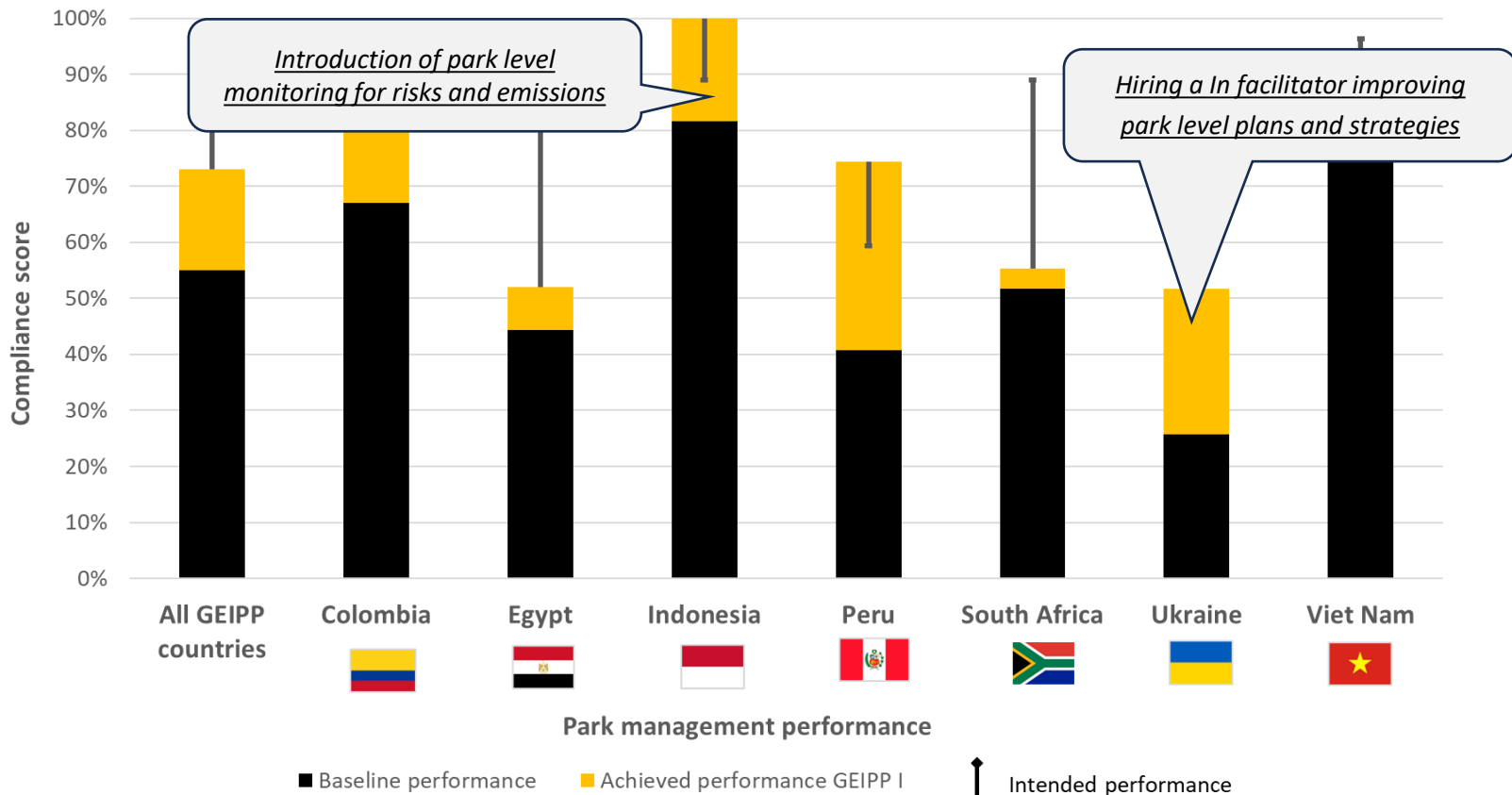
## Speed of EIP transformation differs per country

- Steep progress in Colombia, Indonesia, Peru and Viet Nam
- Good progress on EIP transformation in Ukraine and Egypt despite difficult situations and delay in start

Important to recognize that national context and operating conditions are different in each GEIPP country



## Progress on PARK MANAGEMENT category of International EIP Framework Average of priority parks per GEIPP country



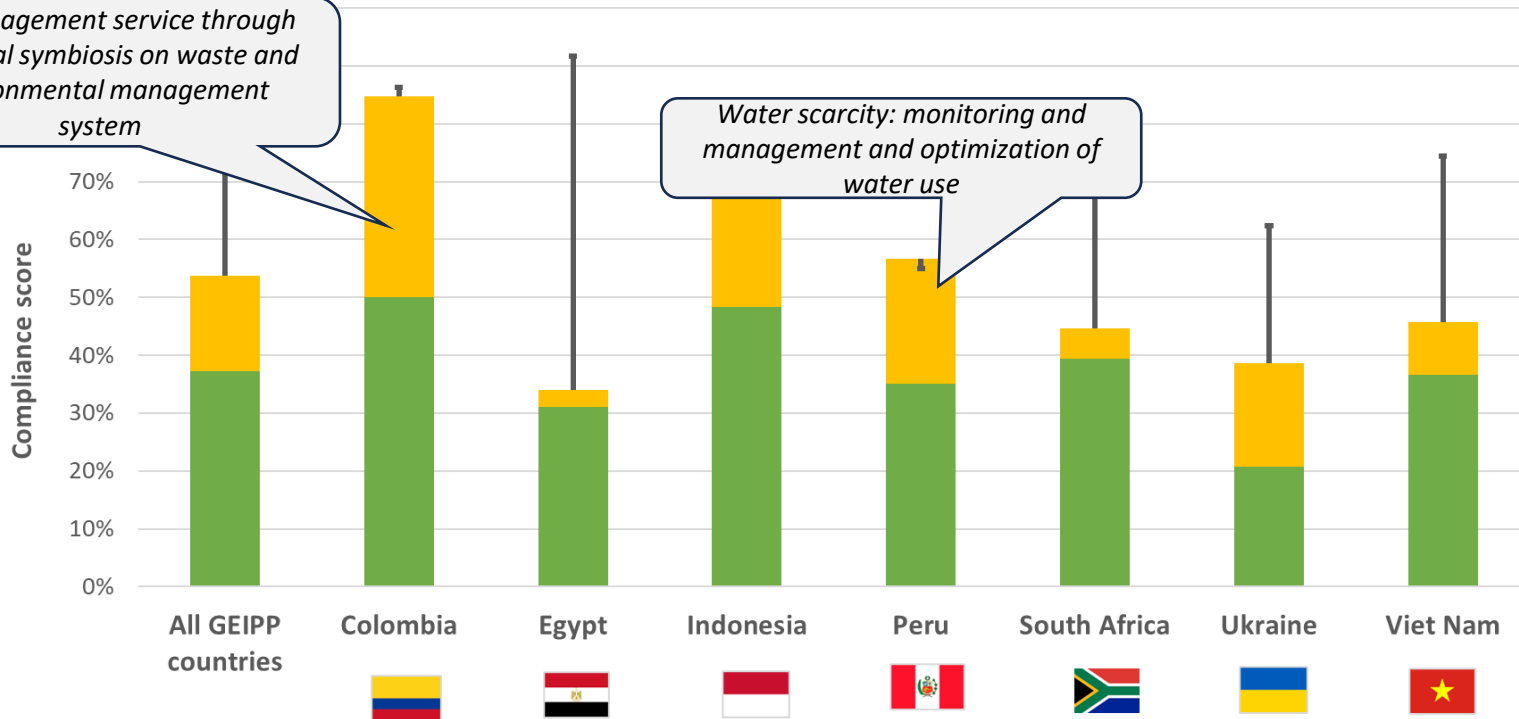
Compliance score is based on EIP prerequisites and performance indicators which are fully met.

# Progress on ENVIRONMENTAL PERFORMANCE category of International EIP Framework

## Average of priority parks per GEIPP country

*EIP management service through Industrial symbiosis on waste and environmental management system*

*Water scarcity: monitoring and management and optimization of water use*

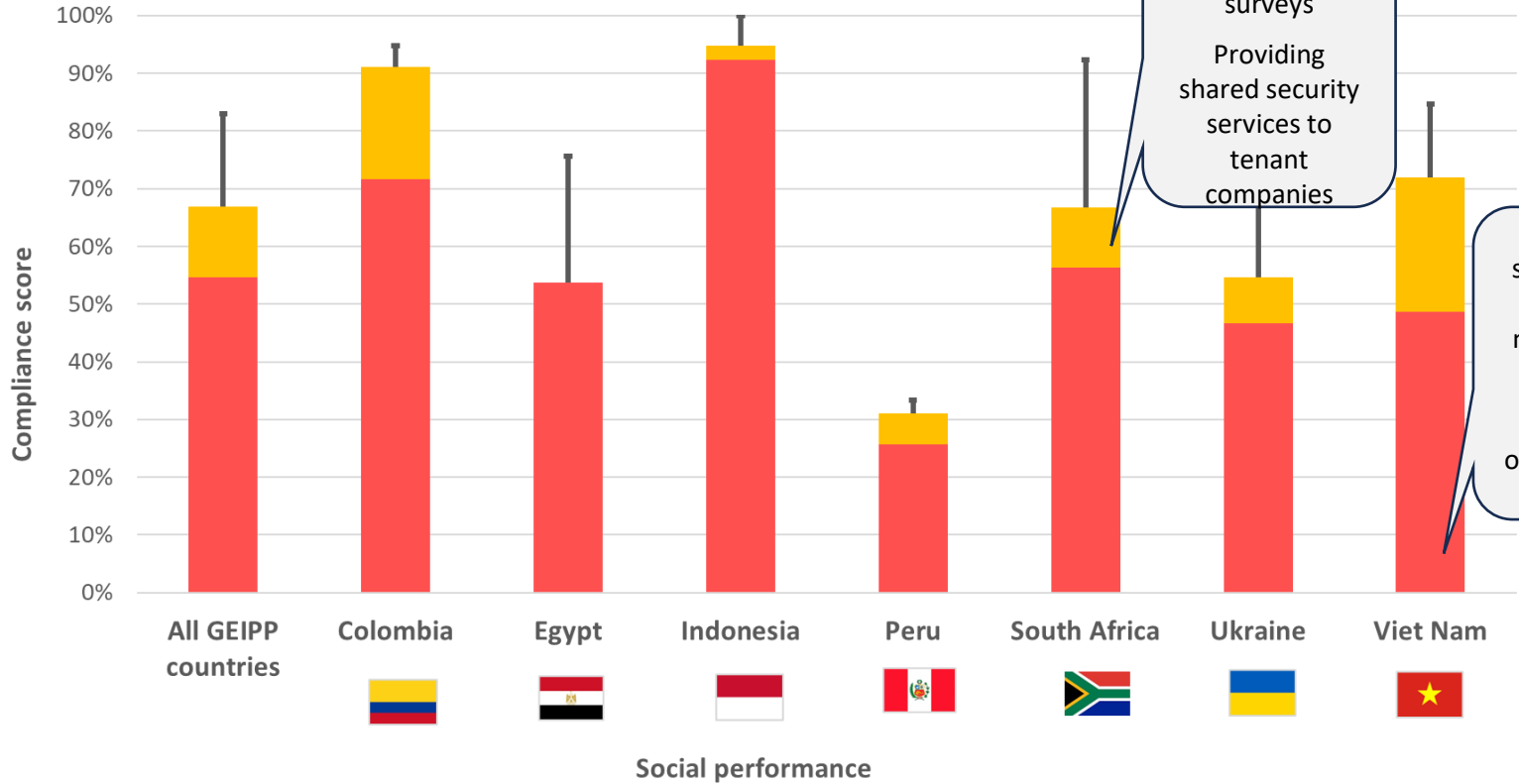


■ Baseline performance    
 ■ Achieved performance GEIPP I    
 ↑ Intended performance

Compliance score is based on EIP prerequisites and performance indicators which are fully met.

# Progress on SOCIAL PERFORMANCE category of International EIP Framework Average of priority parks per GEIPP country

October 2023  
FINAL RESULT

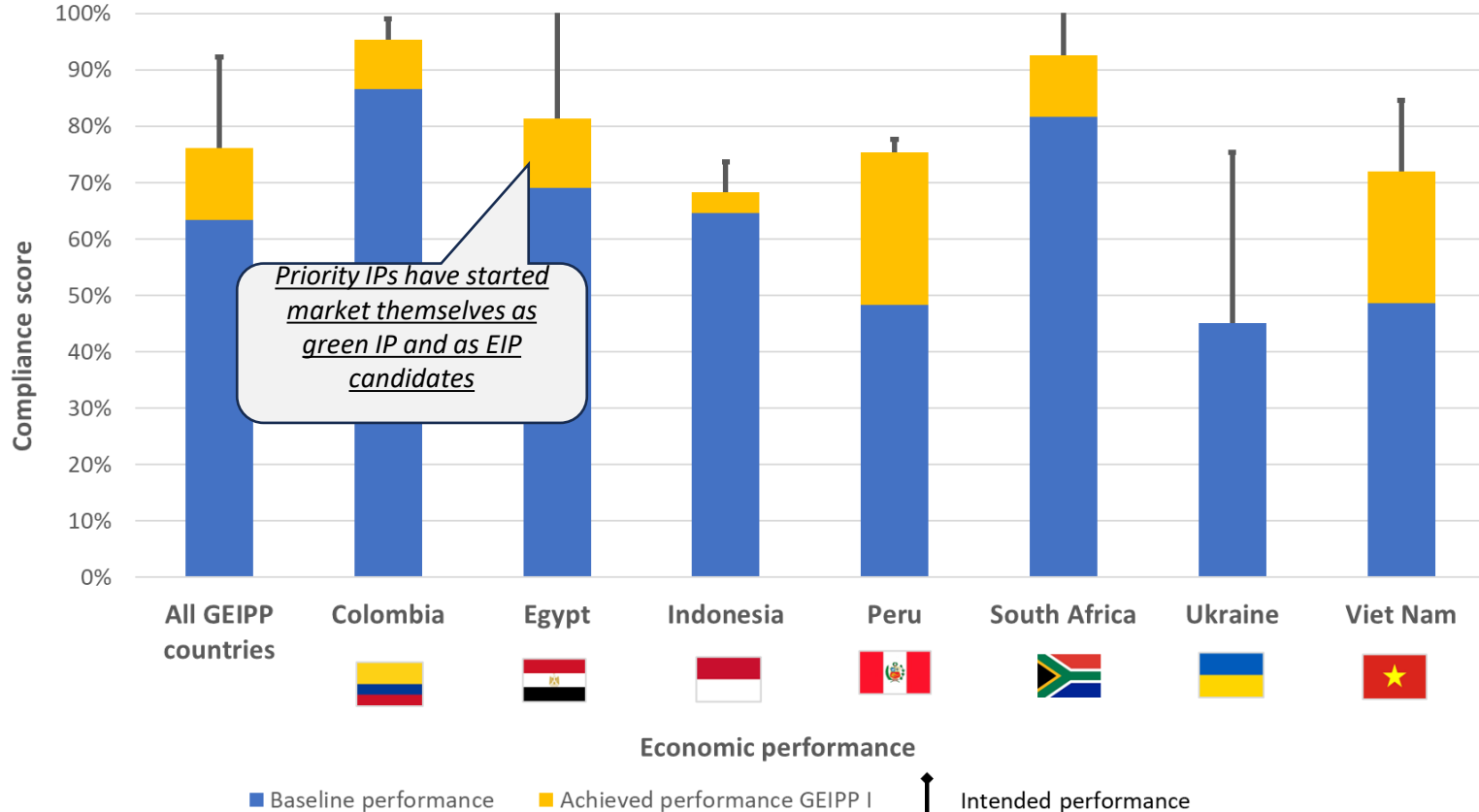


■ Baseline performance    
 ■ Achieved performance GEIPP I    
 ↑ Intended performance

Compliance score is based on EIP prerequisites and performance indicators which are fully met.

# Progress on ECONOMIC PERFORMANCE category of International EIP Framework

## Average of priority parks per GEIPP country



Compliance score is based on EIP prerequisites and performance indicators which are fully met.



UNITED NATIONS  
INDUSTRIAL DEVELOPMENT ORGANIZATION



**GEIPP**  
GLOBAL ECO-INDUSTRIAL PARKS PROGRAMME



Schweizerische Eidgenossenschaft  
Confédération suisse  
Confederazione Svizzera  
Confederaziun svizra

Federal Department of Economic Affairs,  
Education and Research EAER  
State Secretariat for Economic Affairs SECO

Swiss Confederation



VISIT THE **UNIDO KNOWLEDGE HUB** FOR  
MORE RESOURCES ON ECO-INDUSTRIAL  
PARKS [hub.unido.org/eco-industrial-parks](https://hub.unido.org/eco-industrial-parks)